


# Air Containers




## IATA Type 1/1S Prefix: PG

Suiteable for: • Boeing 747F, 747C  
• DC 10-30 Freighter

**UPPER DECK / MAIN DECK**

Volume	Tare Weight:	Max Gross Weight
33.25 m <sup>3</sup> /1.174 ft <sup>3</sup>	400 kg/882 lbs	13,608 kg/30,000 lbs

**External Dimensions (LxWxH):** 6.11m x 2.43m x 2.43m • 238.5" x 96" x 96"



## IATA Type 2/2Q Prefix: PM

Suiteable for: • Boeing 747F, 747C  
• DC 10-30 Freighter

**UPPER DECK / MAIN DECK**

Volume	Tare Weight:	Max Gross Weight
17.16 m <sup>3</sup> / 606 ft <sup>3</sup>	130 kg/ 287 lbs	6,804 kg/15,000 lbs

**External Dimensions (LxWxH):** 3.17m x 2.43m x 2.43m • 125" x 96" x 96"




## IATA Type 2H Prefix: PM

Suiteable for: • Boeing 747F, 747C  
• DC 10-30 Freighter

**UPPER DECK / MAIN DECK**

Volume	Tare Weight:	Max Gross Weight
21.16 m <sup>3</sup> / 747 ft <sup>3</sup>	130 kg/ 287 lbs	6,804 kg/15,000 lbs

**External Dimensions (LxWxH):** 3.17m x 2.43m x 2.9m • 125" x 96" x 118"



## IATA Type 2WA Prefix: PM

Suiteable for: • Boeing 747F, 747C  
• DC 10-30, DC 10-30 Freighter  
• A340, A330, A310, A300

Volume	Tare Weight:	Max Gross Weight
15.8 m <sup>3</sup> / 557 ft <sup>3</sup>	130 kg/ 287 lbs	5,035 kg/11,100 lbs

**External Dimensions (LxWxH):** 3.17m x 2.43m x 1.62m • 125" x 96" x 64"




## IATA Type 5 Prefix: PA

Suiteable for: • Boeing 747, 747F, 777, 767-300  
• DC 10-30, DC 10-30 Freighter  
• A340, A330, A310, A300  
• MD 11/DC-10, MD 11DC-10 Freighter

Volume	Tare Weight:	Max Gross Weight
9.91 m <sup>3</sup> / 350 ft <sup>3</sup>	120 kg/ 264 lbs	4,626 kg/10,200 lbs

**External Dimensions (LxWxH):** 3.17m x 2.23m x 1.62m • 125" x 88" x 64"



## IATA Type 6 Prefix: PL

Suiteable for: • Boeing 747, 777  
• DC 10-30, DC 10-30 Freighter

Volume	Tare Weight:	Max Gross Weight
6.94 m <sup>3</sup> / 245 ft <sup>3</sup>	90 kg/ 198 lbs	3,175 kg/7,000 lbs

**External Dimensions (LxWxH):** 3.17m x 2.23m x 1.62m • 125" x 88" x 64"



## IATA Type 2BG Prefix: AMU

Suiteable for: • Boeing 747, 747F

Volume	Tare Weight:	Max Gross Weight
13.7 m <sup>3</sup> / 480 ft <sup>3</sup>	200 kg/ 440 lbs	6,033 kg/ 13,300 lbs

**External Dimensions (LxWxH):** 3.17m x 2.43m x 1.62m • 125" x 96" x 64"